

HALO LED CONNECTORS DISPLAY CONNECTION STATUS



Halo LED connectors

The LEMO Halo LED connectors include a RGB LED lighted flange to display connection status. This product is compatible with existing 0B-0T, 1B-1T and 2B-2T series. The connectors are available with crimp or solder contacts.

Benefits:

- Displays connection status
- Push-Pull connector
- Innovative functionalities

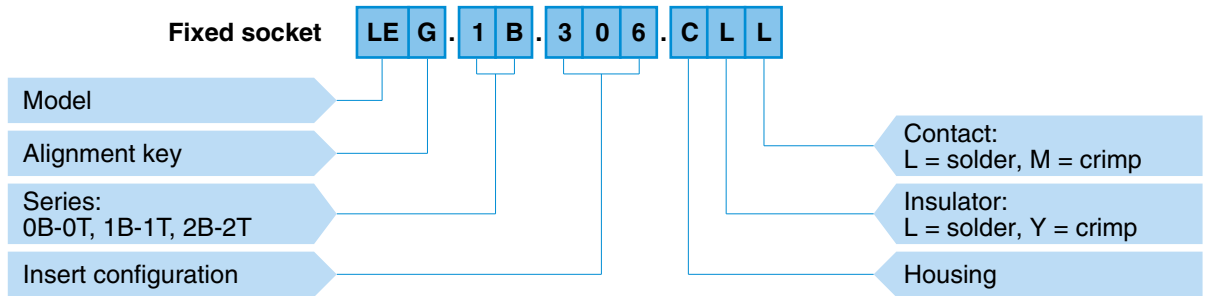
Features:

- IP50 (IP68 for T series)
- Available in various colours: red, blue, white, green, yellow
- Robust construction
- PEEK insulator with high insulating properties
- Operating temp. range: -40°C to +100°C
- Power supply: 3.3V

* LEMO launches its first IAC – intelligent active connector line - embedded with a special chip to help maintain secure connections in medical, aerospace/military and other critical applications. LEMO's new IAC connector uses Halo LED technology to indicate connection status.



Part number system

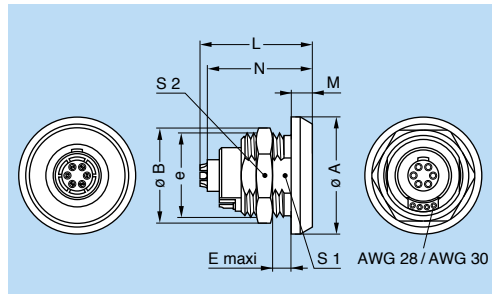
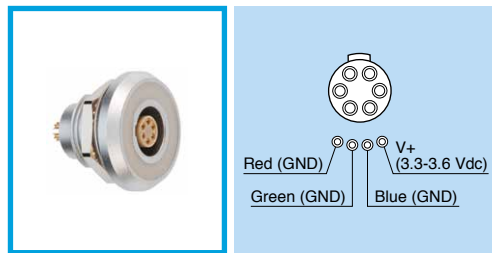


LEG.1B.306.CLL = fixed socket with LED flange, nut fixing, with key (G), 1B series, multipole type with 6 contacts, outer shell in chrome-plated brass, PEEK extended insulator, female solder contacts, with red, green and blue (RGB) halo LED.

LNG.1B.306.CLL = fixed socket with narrow LED flange, nut fixing, with key (G), 1B series, multipole type with 6 contacts, outer shell in chrome-plated brass, PEEK extended insulator, female solder contacts, with red, green and blue (RGB) halo LED.

LMG.1B.306.CLL = fixed socket with single standby LED flange, nut fixing, with key (G), 1B series, multipole type with 6 contacts, outer shell in chrome-plated brass, PEEK extended insulator, female solder contacts, with red, green and blue (RGB) halo LED.

LEG Fixed socket, nut fixing, key (G) or keys (A...L)



Reference		Dimensions (mm)								
Model	Series	A	B	e	E	L	M	N	S1	S2
LEG	0B	19	18.0	M13x0.75	4.0	20.7	4	19.1	11.5	16
LEG	1B	22	20.2	M15x1.00	6.5	23.0	4	21.1	13.5	16
LEG	2B	25	27.0	M20x1.00	7.5	26.7	4	24.6	18.5	24
LEG	0T	19	18.2	M13x0.75	4.0	18.5	5	16.0	11.5	16
LEG	1T	21	19.2	M15x1.00	5.8	21.0	5	18.5	13.5	17
LEG	2T	25	27.0	M20x1.00	6.5	24.1	5	21.5	18.5	24

Series	Dim. (mm)		
	A	B	L
0B-0T	13.1	11.6	24
1B-1T	15.1	13.6	26
2B-2T	20.1	18.6	29

Pulse Width Modulation (or PWM) is a technique for power control. In this application it can be used to control the brightness of each LED, with a value ranging from 0 to 255, making it possible to use virtually any colour.

The Halo LED connectors use a tricolor chip-type LED with common anode. Power consumption per LED is 20 mA (15mA when driven individually).

Note: Recommended power supply for the LED control: 3.3 to 3.6V. A trimmer/ resistor or PWM can be used also to reduce the LED brightness to obtain the appropriate setting (indoor/ outdoor use).

To see full contact configuration choice, see Unipole/Multipole catalogue.



	R	G	B
RED	0	255	255
ORANGE	0	155	255
YELLOW	0	0	255
GREEN	255	0	255
CYAN	255	0	0
BLUE	255	255	0
INDIGO	155	255	0
VIOLET	55	255	0
WHITE	0	0	0

LEMO HEADQUARTERS

SWITZERLAND
LEMO SA
Chemin des Champs-Courbes 28 - P.O. Box 194 - CH-1024 Ecublens
Tel. (+41 21) 695 16 00 - e-mail: info@lemo.com

www.lemo.com

Product safety notice & disclaimers:
Please read and follow all instructions specified on <https://www.lemo.com/en/about-lemo/product-safety-notice-and-disclaimers>