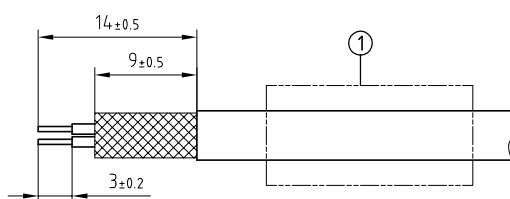
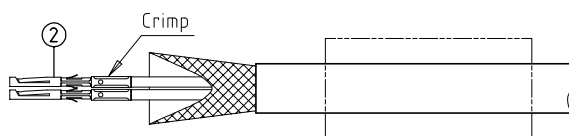


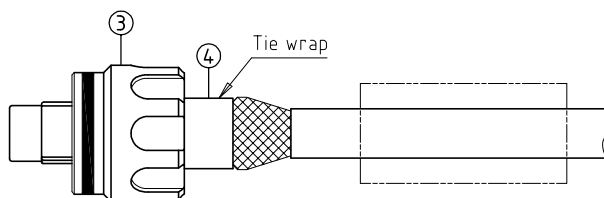
Outer shells	: Aluminium (AA 6262A) or (AA 6023) Anthracite nickel
Latch nut	: Aluminium (AA 6262A) or (AA 6023) Anthracite nickel
Insulator	: PEEK -
Ratchets	: PEEK-Carbon -
Grommet	: Fluorosilicone (FVMQ) Red
Female contact	: Bronze (UNS C54400) Gold plated (ISO 27874)
Clip + Spring	: Stainless steel -
Other metallic part	: Brass (UNS C38500) Nickel plated (FS-QQ-N-290A)



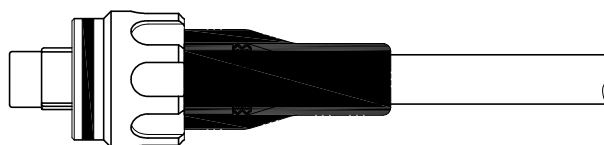
1. Strip the cable according to the given dimensions . Slide it into the heat shrink tubing①(not furnished) .



2. In case of a screened cable , widen and pull the screen all the way to the back . Fix the positioner on the crimping tool and set selector to the number corresponding to the conductor AWG as indicated on the positioner label . Fit conductor into the contacts②and make sure it is visible through its inspection hole in the crimp barrel . Open crimping tool then push contact fully into positioner and complete one crimping cycle . Remove from crimping tool and check that conductor is secure in contact and shows in inspection hole .



3. Slide crimped contact-conductor combinations according to the insulator marking by avoiding to twist the conductors . Introduce lightly the contacts into the insulator and verify that no conductors are crossed before pushing them completely . Check that all contacts hold in the insulator by verifying their alignment at the front of the insulator and they should remain in position when each conductor is given a gentle pull . Check that retention of the contact is correct with the recommended test tool . Bring the screen around the rear of the plug shell③and secure it with a band-it tie-wrap④(not furnished) to fix the screen in place . Cut , if necessary the excess screen .



4. Slide the heat shrink tubing . With a heat gun fully shrink the tubing until it retracts .

Crimping tool	: DPC.91.701.V
Extractor	: DCF.91.050.2LT
Female contact	: EGG.00.654.ZZM
Female positioner	: DCE.91.050.0VM
Female retention testing tool:	DCK.91.050.8LRM

**Straight plug , with keys (S) ,
with arctic grip .
Series MM , multipole (4)**

ETUDE N° E6340-E11060

Echelle	Dessiné	24.07.2018	OVU / NHA
	Contrôle	24.07.2018	NHA / ATVI
	Modif.	00	24.07.2018/ OVU



LEMO

LEMO SA
Chemin des Champs-Courbes 28
1024 Ecublens - SWITZERLAND

Tel. (+41 21) 695 16 00
email : info@lemo.com
www.lemo.com

FGS.MM.304.XLM