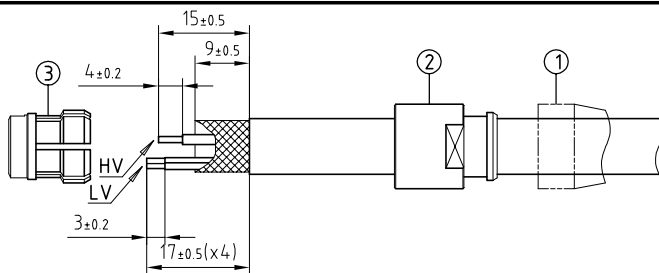
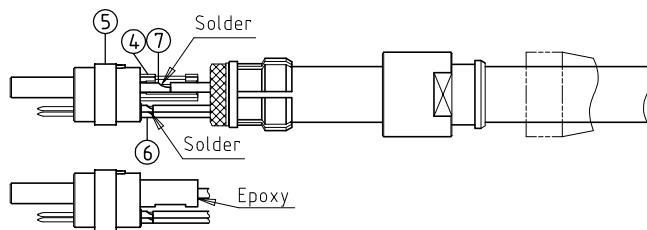


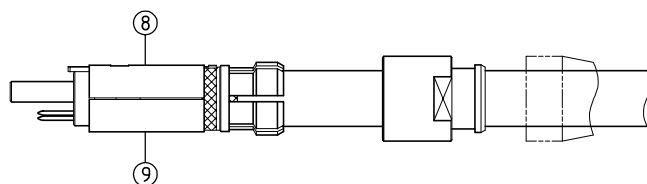
Outer shell	: Brass (UNS C38500)	Chrome plated (FS-QQ-C-320B)
Latch sleeve	: Special brass	Nickel plated (FS-QQ-N-290A)
Collet nut	: Brass (UNS C38500)	Chrome plated (FS-QQ-C-320B)
Insulator	: PEEK	-
Insulators (HV)	: PTFE	-
Male contact	: Brass (UNS C38500)	Gold plated (ISO 27874)
Female contact (HV)	: Bronze (UNS C54400)	Gold plated (ISO 27874)
Other metallic parts	: Brass (UNS C38500)	Nickel plated (FS-QQ-N-290A)
Bend relief	: Polyurethane	Various colors
Label	: Polyester	Yellow



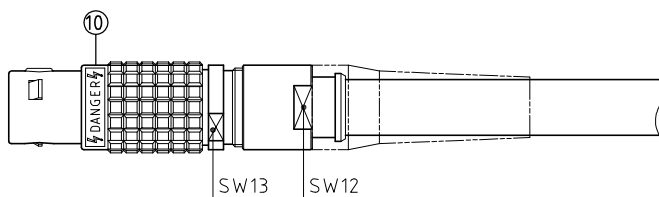
1. Strip the cable according to the given dimensions . Slide it into the bend relief①, the collet nut② and the collet③.



2. Slide the cover tube④ over insulator and contact (HV) as shown . In case of a screened cable , fold screen back over the extremity of the collet . Arrange the conductors according to the insulator⑤ marking by avoiding to twist them . Fit conductor into the contacts (LV)⑥ and the contact (HV)⑦ and solder . Do not damage the cover tube and verify that insulator and insulation remain clean . Turn cover tube of 180 degrees and secure with epoxy .



3. In case of a screened cable , check that the screen which is folded back over the collet is clear of the keyway . Locate the slotted upper half⑧ of the split insert carrier over the shoulder and key on the insulator then align and press together the other half⑨ to form a complete cylinder . Align the key of the insert carrier with the keyway in the collet and move them together whilst checking that the screen is being clamped around the whole circumference and cut , if necessary , the excess screen .



4. Next slide the plug shell⑩ over the insulator assembly making sure that the key on the insert carrier goes into the keyway (under the color point) inside the shell . Ensure that the internal components do not rotate in the shell and finally screw the collet nut with the appropriate tool and tighten to the maximum torque value of 2,5Nm . Slide the bend relief onto the collet nut .

Flat spanners set : DCP.91.023.TN

**Straight plug , with key (G) , with cable collet .
and nut for bend relief .**

Séries 2B , 1HV(Ø1.3) + 4LV(Ø0.7)

ETUDE N° E1499-E7162-E7112-E6040-E7195

Echelle —	Dessiné	03.01.2018	OVU / NHA
	Contrôle	03.01.2018	NHA / ATVI
	Modif.	00	03.01.2018/ OVU



LEMO SA
Chemin des Champs-Courbes 28
1024 Ecublens - SWITZERLAND

Tel. (+41 21) 695 16 00
email : info@lemo.com
www.lemo.com

FGG.2B.704.CLAD __ _ Z