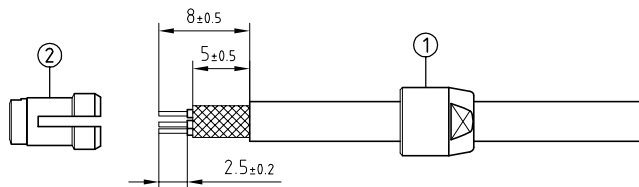
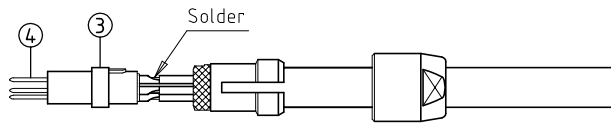


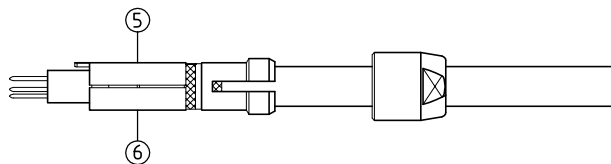
Outer shell	: Brass (UNS C38500)	Chrome plated (FS-QQ-C-320B)
Latch sleeve	: Special brass	Nickel plated (FS-QQ-N-290A)
Collet nut	: Brass (UNS C38500)	Chrome plated (FS-QQ-C-320B)
Insulator	: PEEK	-
Male contact	: Brass (UNS C38500)	Gold plated (ISO 27874)
Other metallic parts	: Brass (UNS C38500)	Nickel plated (FS-QQ-N-290A)



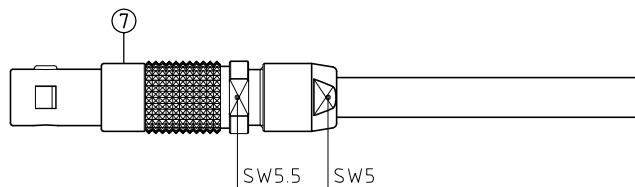
1. Strip the cable according to the given dimensions . Slide it into the collet nut (1) and the collet (2).



2. In case of a screened cable , fold screen back over the extremity of the collet . Arrange the conductors according to the insulator (3) marking by avoiding to twist them . Fit conductor into the contacts (4) and solder . Verify that insulator and insulation remain clean .



3. In case of a screened cable , check that the screen which is folded back over the collet is clear of the keyway . Locate the slotted upper half (5) of the split insert carrier over the shoulder and key on the insulator then align and press together the other half (6) to form a complete cylinder . Align the key of the insert carrier with the keyway in the collet and move them together whilst checking that the screen is being clamped around the whole circumference and cut , if necessary , the excess screen .



4. Next slide the plug shell (7) over the insulator assembly making sure that the key on the insert carrier goes into the keyway (under the color point) inside the shell . Ensure that the internal components do not rotate in the shell and finally screw the collet nut with the appropriate tool and tighten to the maximum torque value of 0,25Nm .

Flat spanner	: DCP.99.050.TC
Flat spanner	: DCP.99.055.TC
Spanner for assembly	: DCL.91.105.0TK

**Straight plug , with key (G) , with cable collet .
Series 00 , multipole $\phi 0.35$ (5)**

Echelle	Dessiné	31.10.2017	OVU / NHA
	Contrôle	31.10.2017	NHA / ATVI
	Modif.	00	31.10.2017 / OVU

ETUDE N° E1347-E9637-E6414-E10536-E10199



LEMO

LEMO SA
Chemin des Champs-Courbes 28
1024 Ecublens - SWITZERLAND

Tel. (+41 21) 695 16 00
email : info@lemo.com
www.lemo.com

FGG.00.305.CLAD__