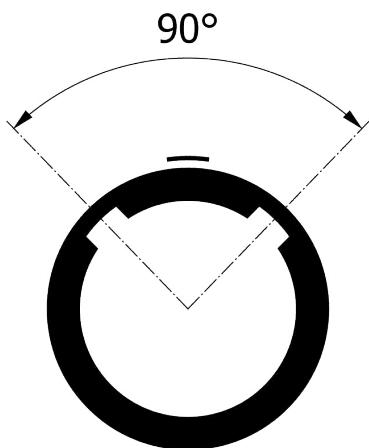
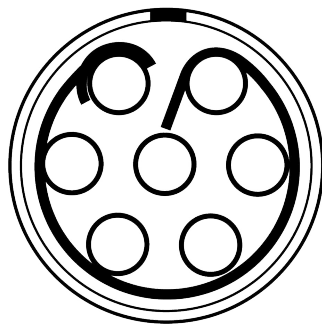


All dimensions are in millimeters (mm)

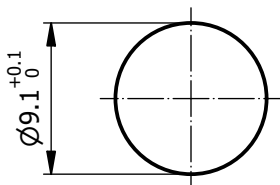
Alignment Key  
Front View



Insert Configuration  
Front View

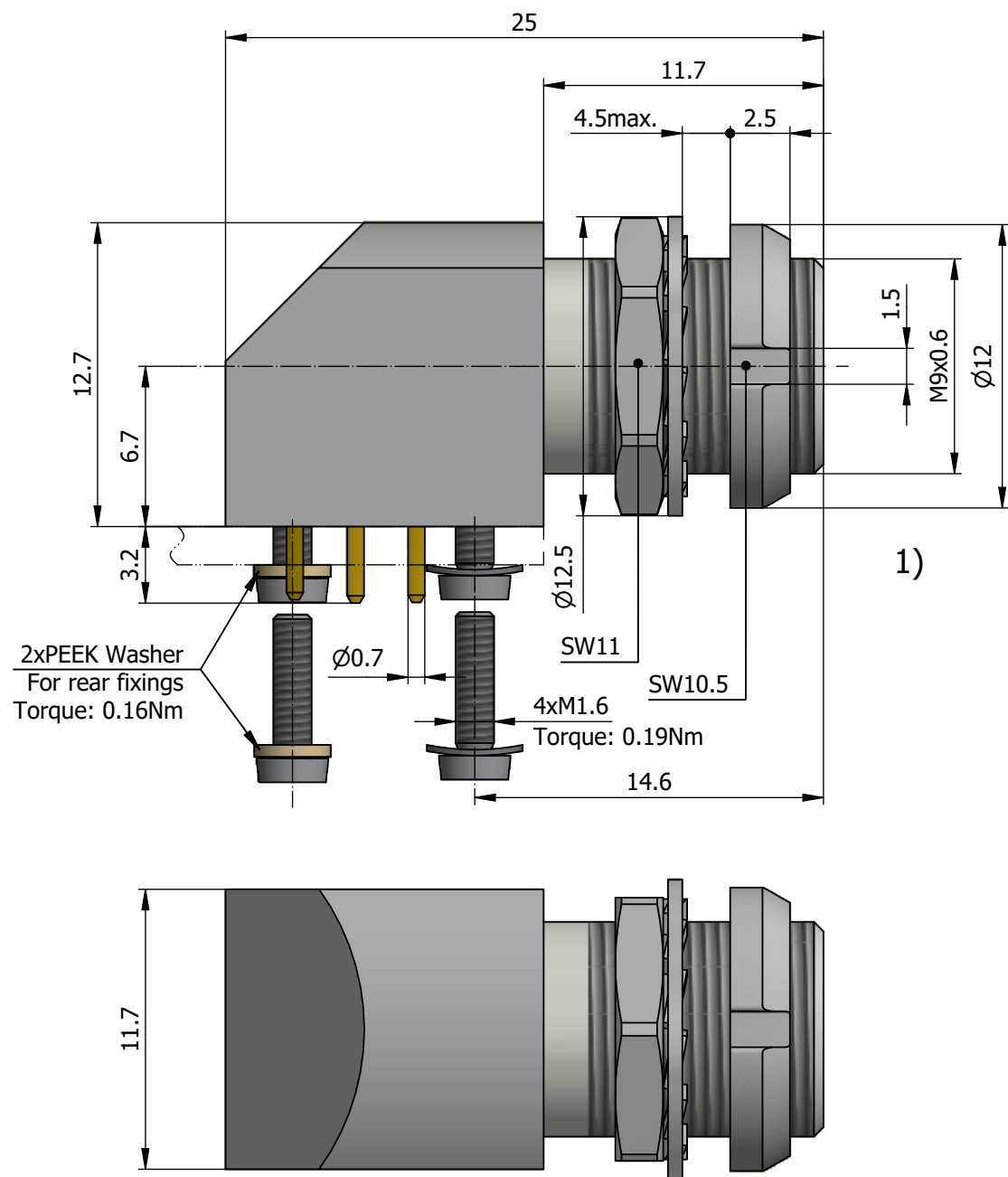
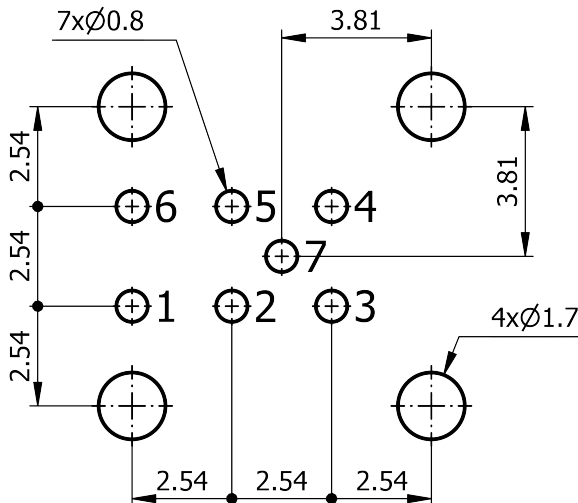


Recommended Panel Cut-Out



Mounting nut torque (Nm)  
Metal shell = 2.5  
Plastic shell = 0.4

Recommended PCB Layout  
PCB Top View



Note:

1) This picture is generic and for illustrative purposes only, and may show different keying, materials, colour, finish, and contact configuration. Minor shape or feature variations to actual item may be present.

All additional information are documented on the datasheet (See below link or QR Code)  
[www.lemo.com/pdf/EXC.0B.307.HLNS.pdf](http://www.lemo.com/pdf/EXC.0B.307.HLNS.pdf)

Model Alignment Key Series Insert Config. Housing Insulator Contact Variant  
EXC.0B.307.HLNS

Datasheet



**Elbow socket with two nuts, for PCB (screw fixing, back panel mounting)**  
Series 0B



**LEMO**

LEMO SA  
Chemin des Champs-Courbes 28  
1024 Ecublens - SWITZERLAND

Tel. (+41 21) 695 16 00  
email : [info@lemo.com](mailto:info@lemo.com)  
[www.lemo.com](http://www.lemo.com)

CD

Drawn	10.02.2022	MARI / MARI
Checked	19.04.2024	OBAR
Modified	01	19.04.2024 / MARI
DO NOT SCALE DRAWING		

**EXC.0B.307.HLNS**