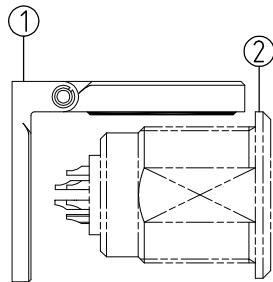
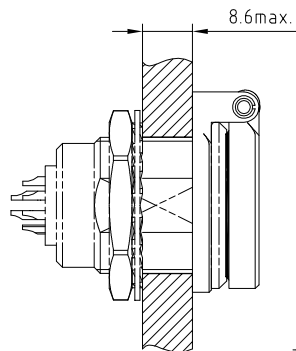


Outer shell	: PSU	Grey
Cap	: PSU	Grey
Gland	: FPM	-
Axis	: Brass	Nickel plated (FS-QQ-N-290A)
Other metallic parts	: Stainless steel	-

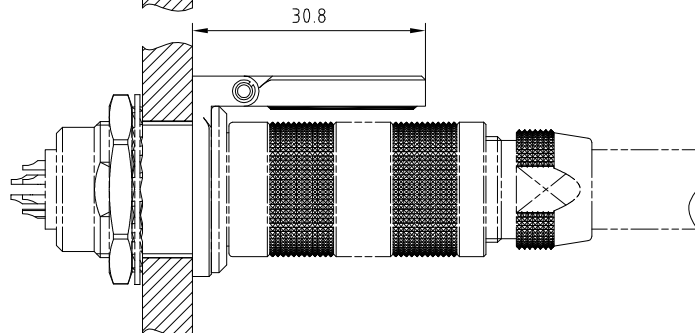
INSTALLATION EXAMPLE



1. Install the cap ① onto the connector ②.



2. Install the connector fitted with cap onto the panel .



**Sprung dust cap for connectors
ERA , ERN , EG_ and PSA , PK_ .
Series 3S**

ETUDE N°

Echelle	Dessiné	07.03.2018	OVU / NHA
	Contrôle	07.03.2018	NHA / ATVI
	Modif.	00	07.03.2018/ OVU



LEMO

LEMO SA
Chemin des Champs-Courbes 28
1024 Ecublens - SWITZERLAND

Tel. (+41 21) 695 16 00
email : info@lemo.com
www.lemo.com

BRR.3S.200.PZVG